



2021 Washington Driver Survey

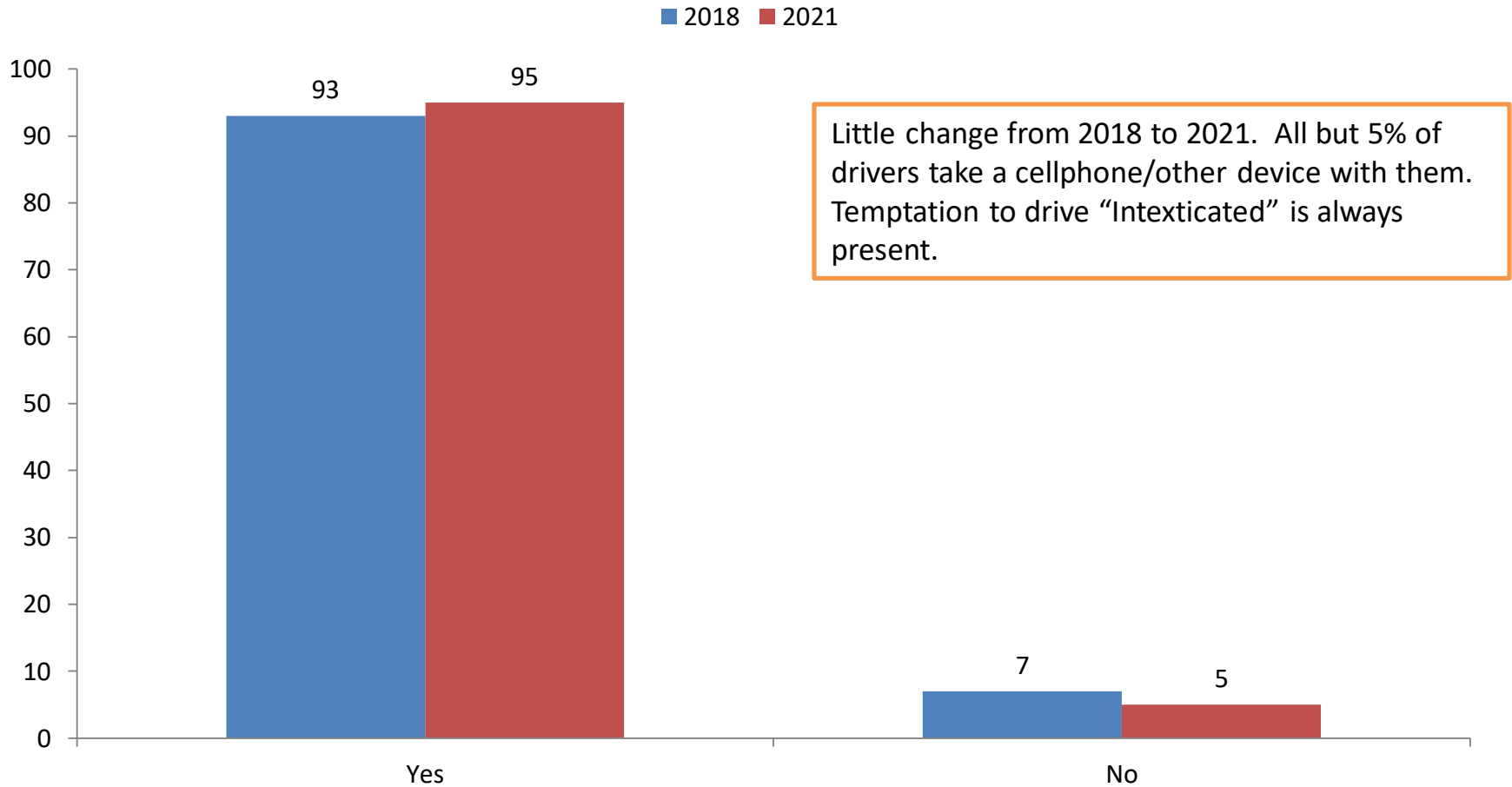
Distracted Driving Attitudes & Behavior

Data for 4.5.2022 News Release

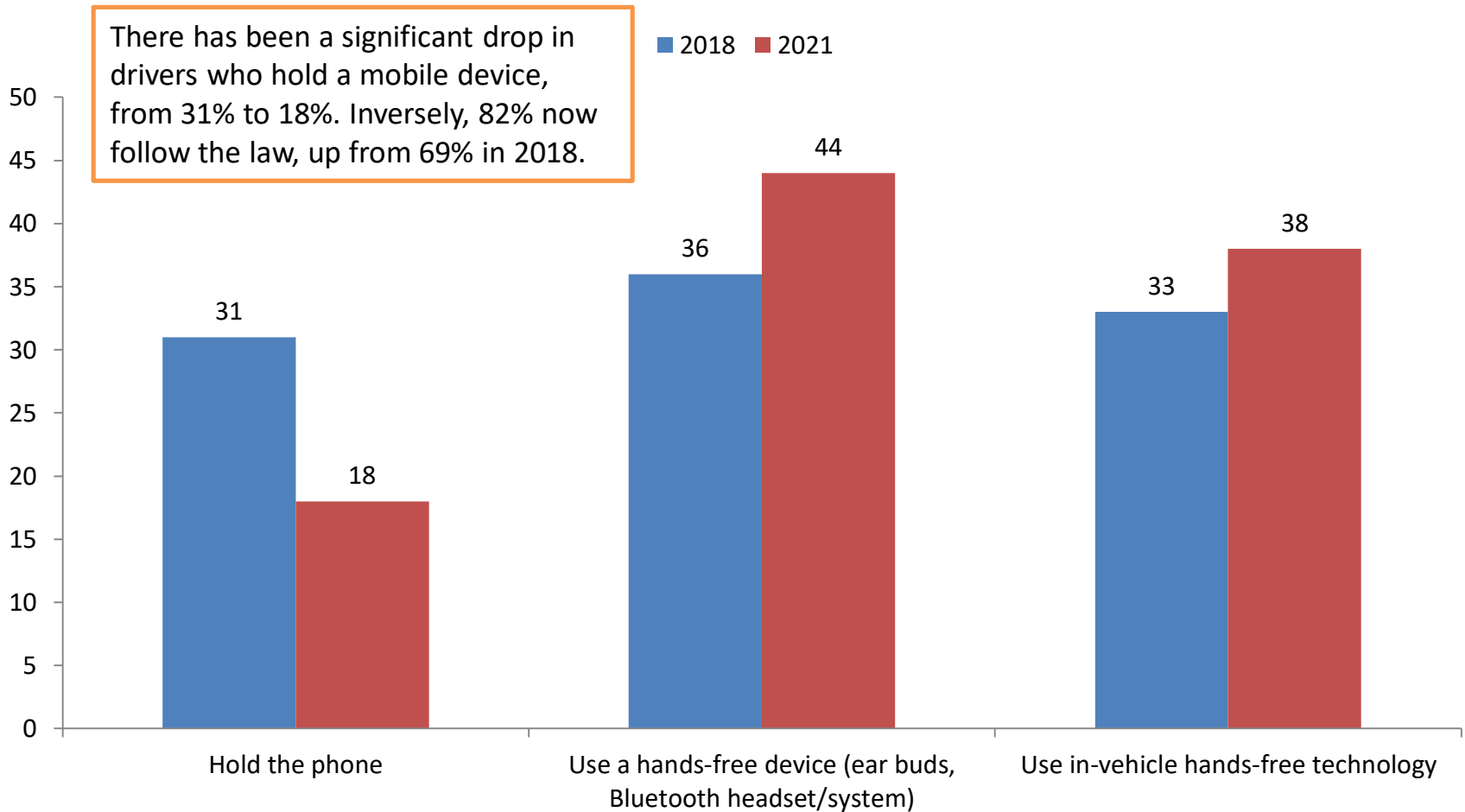
Overview

- GMA Research conducted a statewide survey on the topic of distracted driving with 1,000 Washington residents, ages 16 and older.
- Participants were screened to be residents, age 16 and older, have a valid drivers license and drive at least 10 miles per week on average.
- The survey was conducted online employing a third party panel of Washington residents who had opted in to participate
- The survey was conducted during November, 2021.
- A sample of 1,000 carries a maximum statistical error of 3.2% +/- at the 95% confidence level.
- On average, the survey took about 8.5 minutes to complete and was designed to be functional on a smart phone, tablet, laptop or desktop computer.

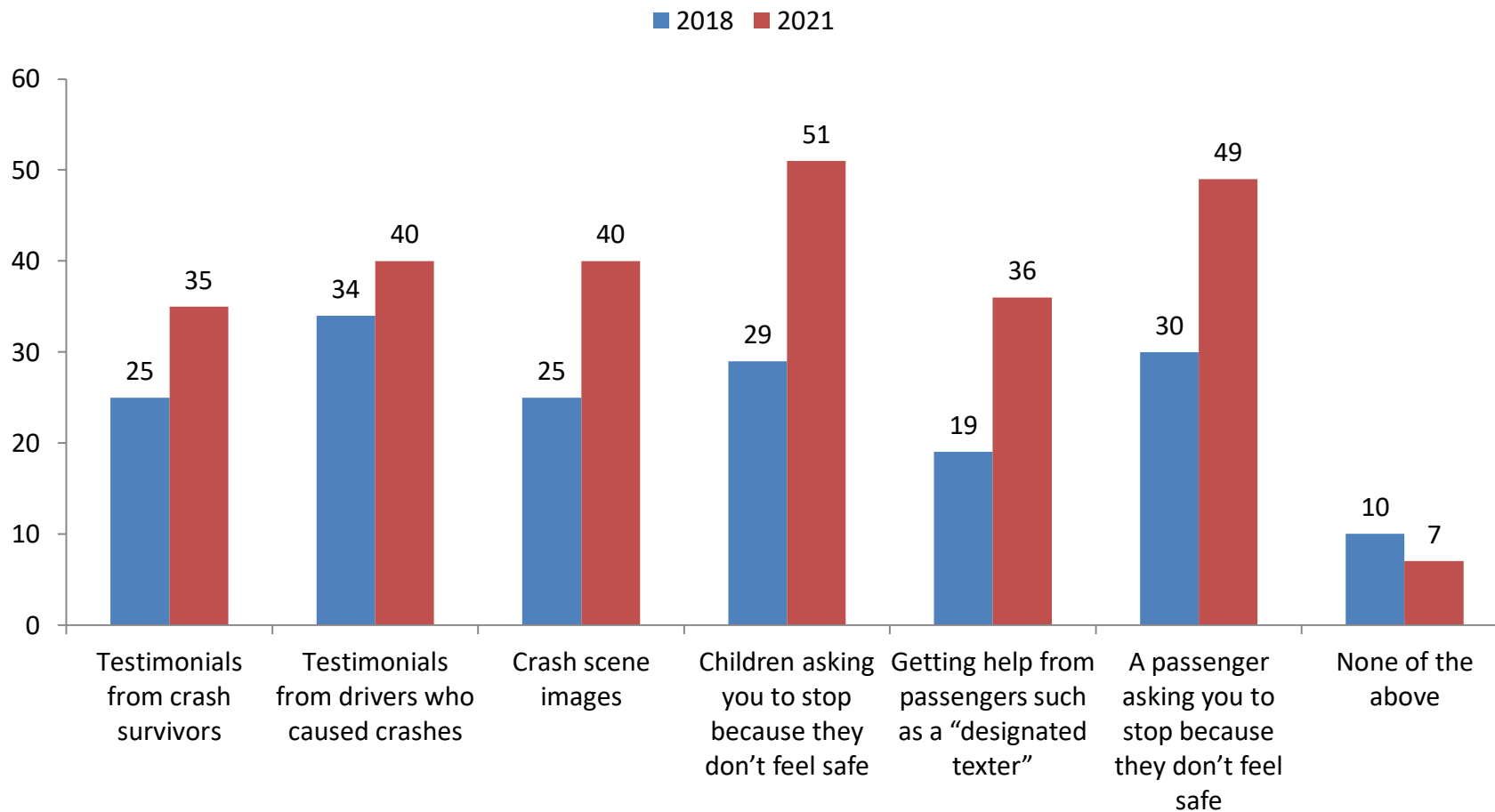
Do you typically take your cell phone or other devices with you when driving?



If you talk on a cell phone or other device while driving, which do you do most often?



Which of the following would be most likely to influence you against using a cell phone or other device when driving? (Please select 2)



While driving in the last 30 days, which, if any, of the following have you done?

(Note: ALL = Implied all passengers, P>18 = With passengers under 18 in vehicle)

Behaviors Behind the Wheel	ALL	P>18	Decrease
Answered a call hands-free w/ ear buds/Bluetooth/in-vehicle tech (Legal)	84	36	48%
Accessed Maps/GPS/Navigation program using a hand-held device, hands-free device or in-vehicle technology (Illegal)	87	30	57%
Made hands-free call w/ ear buds/Bluetooth/in-vehicle tech (Legal)	77	27	50%
Answered a call while holding cell phone/other device (Illegal)	68	21	47%
Read a text message while holding cell phone/other device (Illegal)	68	21	47%
Used hands-free technology to have a text read to me (Legal)	57	20	37%
Pulled off road & parked to use cell phone/other device (Legal)	77	20	57%
Made a call while holding a cell phone/other device (Illegal)	60	17	43%
Sent a text message while holding phone (Illegal)	62	16	46%
Sent a hands-free text message (Legal)	60	16	44%
Took a photo using a cell phone or other device (Illegal)	53	12	41%
Looked at social media (Illegal)	40	9	31%
Browsed web sites (Illegal)	39	7	32%